

GLOBALDRINKS.COM

Dynamic beverage information online

globaldrinks.com

zenithinternational

Q:

Business plan forecasts?

Market presentations?

Setting your sales in context?

Where to find all the key figures?

A:

All countries

All beverages

6 year history

5 year forecasts

globaldrinks.com

Worldwide beverage statistics from leading drinks consultancy Zenith International

globaldrinks.com

zenithinternational

GLOBALDRINKS.COM

- ◆ Online database of global beverage consumption – regularly updated
- ◆ Truly global – 75 countries plus others
- ◆ Information viewed – by volume, consumption per person, % change, market comparisons, country rankings...
- ◆ Download selected information as a Microsoft Excel spreadsheet
- ◆ Charts and tables dynamically generated online

**globaldrinks service
and report store**

Please enter your login and password
to access globaldrinks data and report store

Login:	<input type="text"/>
Password:	<input type="password"/>
<input type="button" value="Login"/>	

GLOBALDRINKS.COM – USING THE SERVICE

Q:

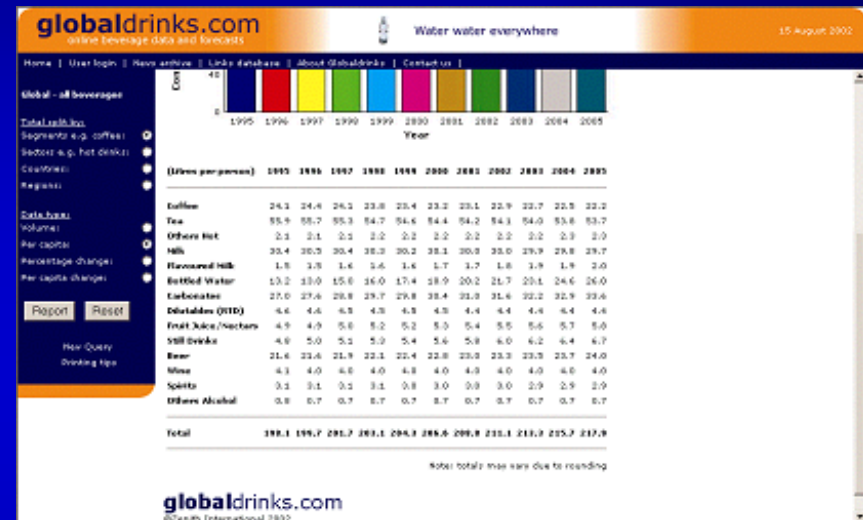
Average consumption per person for each type of drink worldwide

A:

globaldrinks.com drop down menu

- Global query
- Total beverages
- Segments
- Per capita

Report



GLOBALDRINKS.COM – USING THE SERVICE

Q:

World's fastest growing carbonates markets in 2001

A:

globaldrinks.com drop down menu

☑ Global query

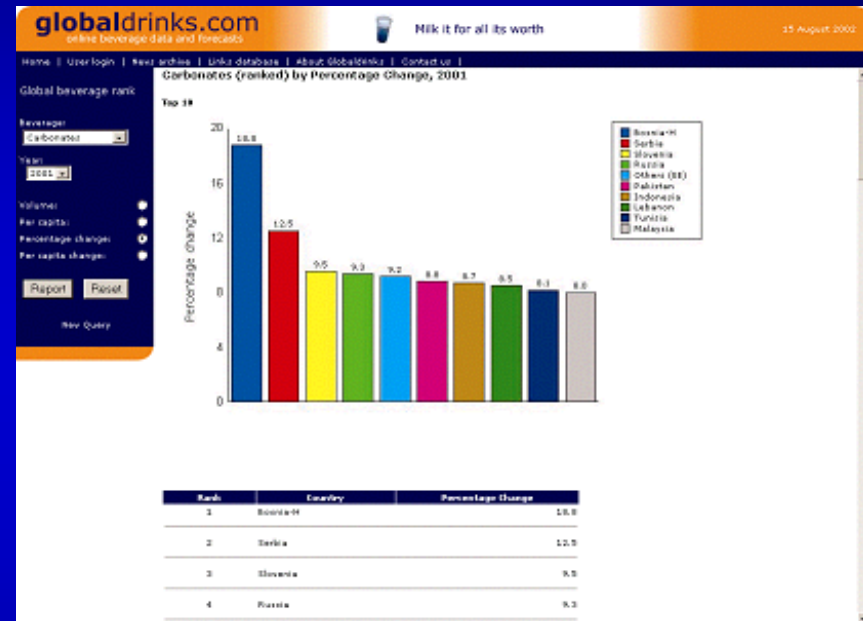
☑ Global segment rank

☑ Carbonates

☑ 2001

☑ Percentage change

Report



GLOBALDRINKS.COM – USING THE SERVICE

Q:

Download Excel data for wine consumption by country worldwide

A:

globaldrinks.com drop down menu

 Global query

 Segment

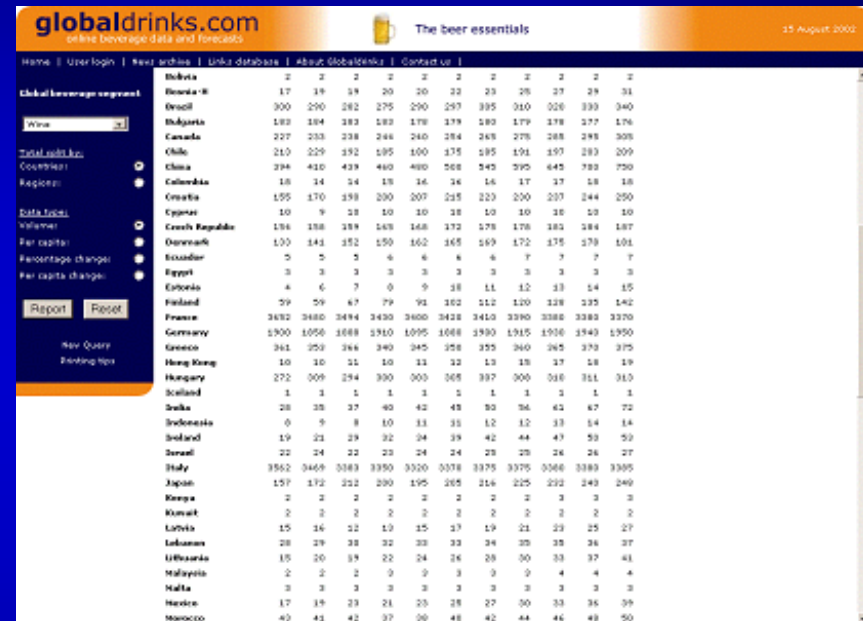
 Wine

 Countries

 Volume

Report

 Download



The screenshot shows the website interface with a navigation menu on the left and a data table on the right. The table displays wine consumption data for various countries across multiple years. The 'Wine' segment is selected in the dropdown menu.

	2	2	2	2	2	2	2	2	2	2	2	2	2	2
Bolivia	17	19	19	20	20	22	23	28	27	29	31			
Brazil	900	250	282	275	290	297	395	910	920	993	940			
Canada	227	233	238	244	240	284	248	278	288	283	308			
China	210	229	192	195	100	175	185	191	197	283	209			
Czechia	294	410	439	460	480	568	545	595	645	783	750			
Denmark	18	14	14	18	16	16	16	17	17	18	18			
Egypt	195	170	198	200	207	215	223	200	207	244	250			
France	10	9	10	10	10	10	10	10	10	10	10			
Germany	154	158	189	148	148	172	178	178	183	184	187			
Greece	100	141	152	150	162	165	169	172	175	179	181			
Hungary	0	0	0	0	0	0	0	0	0	0	0			
India	3	3	3	3	3	3	3	3	3	3	3			
Indonesia	4	6	7	0	9	18	11	12	13	14	15			
Italy	59	59	67	79	91	102	112	120	128	135	142			
Japan	3182	3480	3494	3430	3600	3428	3410	3390	3388	3383	3370			
Korea	1900	1050	1088	1910	1095	1088	1930	1915	1910	1943	1950			
Malaysia	361	350	366	340	345	358	355	360	365	370	375			
Mexico	10	10	11	10	11	12	13	13	13	13	13			
Netherlands	272	209	294	300	300	365	397	900	910	911	913			
Poland	1	1	1	1	1	1	1	1	1	1	1			
Russia	28	38	37	40	42	48	50	54	43	47	72			
Spain	0	0	0	0	0	0	0	0	0	0	0			
Sweden	19	21	29	32	34	39	42	44	43	53	50			
Switzerland	22	24	22	23	24	24	28	28	24	26	27			
Taiwan	3562	3469	3383	3350	3320	3378	3375	3375	3360	3383	3395			
USA	157	172	222	200	195	205	216	225	232	243	249			
Vietnam	2	2	2	2	2	2	2	2	2	2	2			
Yemen	15	14	12	10	15	17	19	21	23	25	27			
Zimbabwe	28	29	38	32	38	33	34	35	35	36	37			
Other	15	10	19	22	24	26	28	30	33	37	41			
Maldives	2	2	2	0	0	0	0	0	4	4	4			
Malta	3	3	3	3	3	3	3	3	3	3	3			
Morocco	17	19	23	21	23	25	27	30	33	36	39			
Mexico	47	41	42	37	30	48	42	44	46	48	50			

GLOBALDRINKS.COM – USING THE SERVICE

Q:

Compare beer consumption in Germany and Czech Republic


A:

globaldrinks.com drop down menu

- Beverage segment
- Country - Country
- Germany
- Czech Republic
- Beer
- Per capita

Report

globaldrinks.com



zenithinternational

The definitive resource for business planning and
interpreting the global beverage industry

globaldrinks.com

Worldwide beverage statistics from leading drinks consultancy Zenith International

globaldrinks.com

zenithinternational

GLOBALDRINKS.COM – PRICING

Global access to all beverage information – GBP£3150

Alternatively – buy ‘byte sized’ amounts of information

GBPE	Single Beverage	2 Beverages	3 Beverages	4 Beverages	5 Beverages	6 Beverages	7 Beverages	8 Beverages	9 Beverages	10+ Beverages
Single Country	35	70	105	140	175	210	245	280	315	350
2 Countries	70	140	210	280	350	420	490	560	630	700
3 Countries	105	210	315	420	525	630	700	700	700	700
4 Countries	140	280	420	560	700	700	700	700	700	1050
5 Countries	175	350	525	700	700	700	700	1050	1050	1050
6 Countries	210	420	630	700	700	700	1050	1050	1050	1050
7 Countries	245	490	700	700	700	1050	1050	1050	1050	1400
8 Countries	280	560	700	700	700	1050	1050	1050	1050	1400
9 Countries	315	630	700	700	700	1050	1050	1050	1050	1400
10-19 Countries	350	700	700	700	700	1050	1050	1050	1050	1400
All Countries	1050	1400	1750	2100	2450	2800	3150	3150	3150	3150

Region A – North America; Region B – NAFTA, EFTA; Region C – Mercosur; Region D - Africa, Middle East, ASEAN, Central Europe; Region E - West Europe, East Europe, Latin America, Asia Pacific, EU

Contact details:

Gary Roethenbaugh

Zenith International Ltd

7 Kingsmead Square

Bath

BA1 2AB

United Kingdom

gr@zenithinternational.com

Telephone: +44 (0) 1225 327900

Fax: +44 (0) 1225 327901